

Scaled data based on original data using
LM-79-08 Approved Method: Electrical and Photometric Measurements of Solid-
State Lighting Products

Test Report Prepared for
Cooper Lighting Solutions
(formerly Eaton)

Brand: McGRAW-EDISON

Report Number: P386539

Luminaire Tested: **GWC-SA2B-722-U-T3**

Issue Date: 3/3/2020

Test Information

Test Method: LM-79-08
Report Number: P386539
TEST IS SCALED FROM IESNA LM-79-08 TEST DATA (G2-1903-205-14)
Test Lab: INNOVATION CENTER
Issue Date: 3/3/2020
Manufacturer: COOPER LIGHTING SOLUTIONS (FORMERLY EATON)
Product Line: MCGRAW-EDISON
Catalog Number: GWC-SA2B-722-U-T3
Description: GALLEON WALL LUMINAIRE
(2) 70 CRI, 2200K, 800mA LIGHTSQUARES WITH 16 LEDS EACH AND TYPE III OPTICS
Light Source: -
Ballast/Driver: ELECTRONIC DRIVER

Summary

Lumens per Lamp: N/A
Luminaire Lumens: 8769 lumens
Efficiency: N/A
Efficacy: 103.2 lumens/watt
Luminous Opening: Rectangular (W 1' x L: 0.5' x H: 0')
IES Classification: Type III - Short
BUG Rating: B2 - U0 - G2

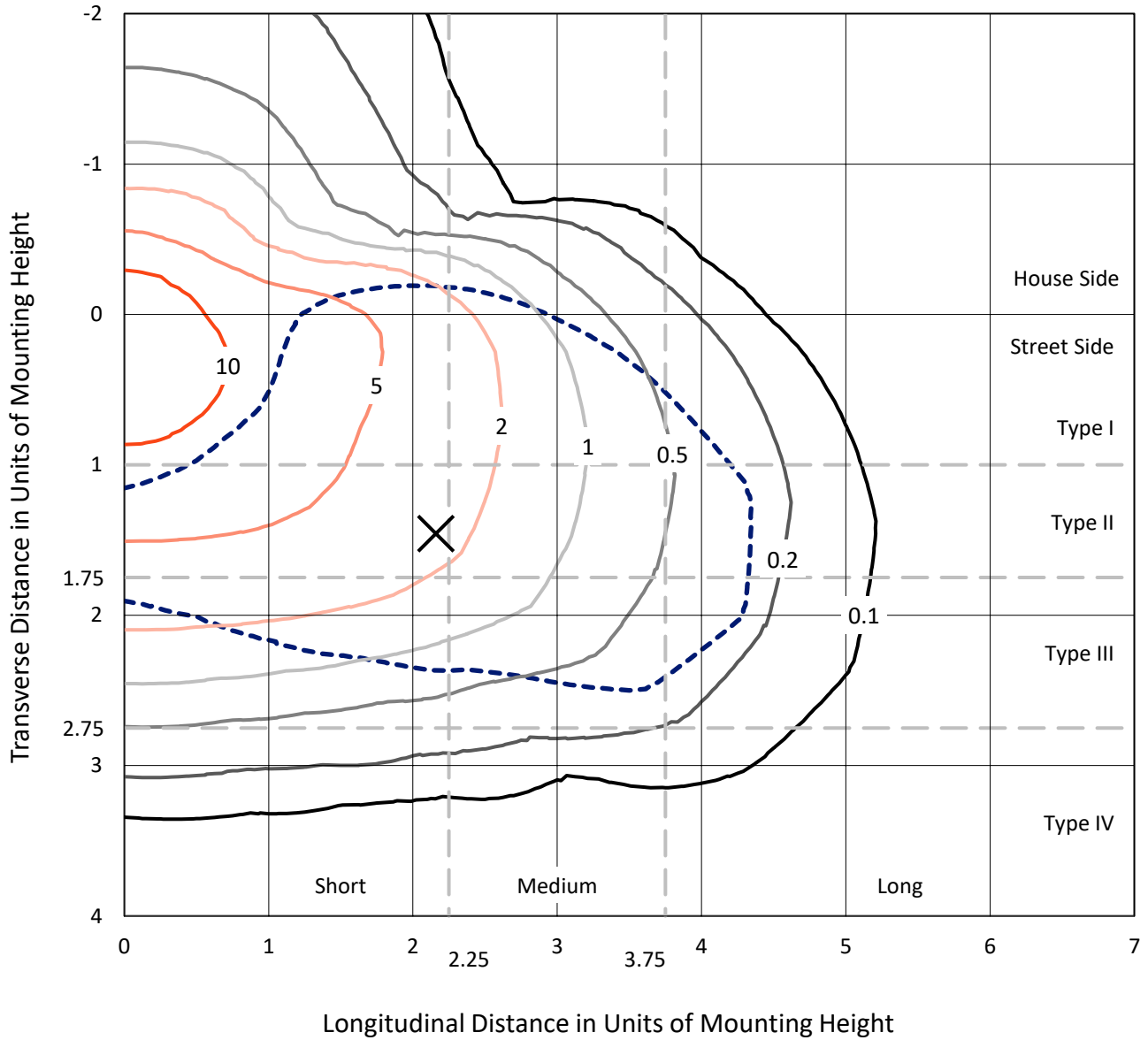
Input Watts (W): 85
Input Voltage (V): NR
Input Current (A_{in}): NR
Voltage Rise (V): NR
Power Factor: NR
Total Harmonic Distortion (THDi): NR
Frequency (hertz): 60
Stabilization Time: NR
Operation Time: NR
Ambient Temperature (°C): NR
Test Distance: 24 FT



REPORT NUMBER: P386539
 CATALOG NUMBER: GWC-SA2B-722-U-T3

Iso-Footcandle Lines of Horizontal Illumination

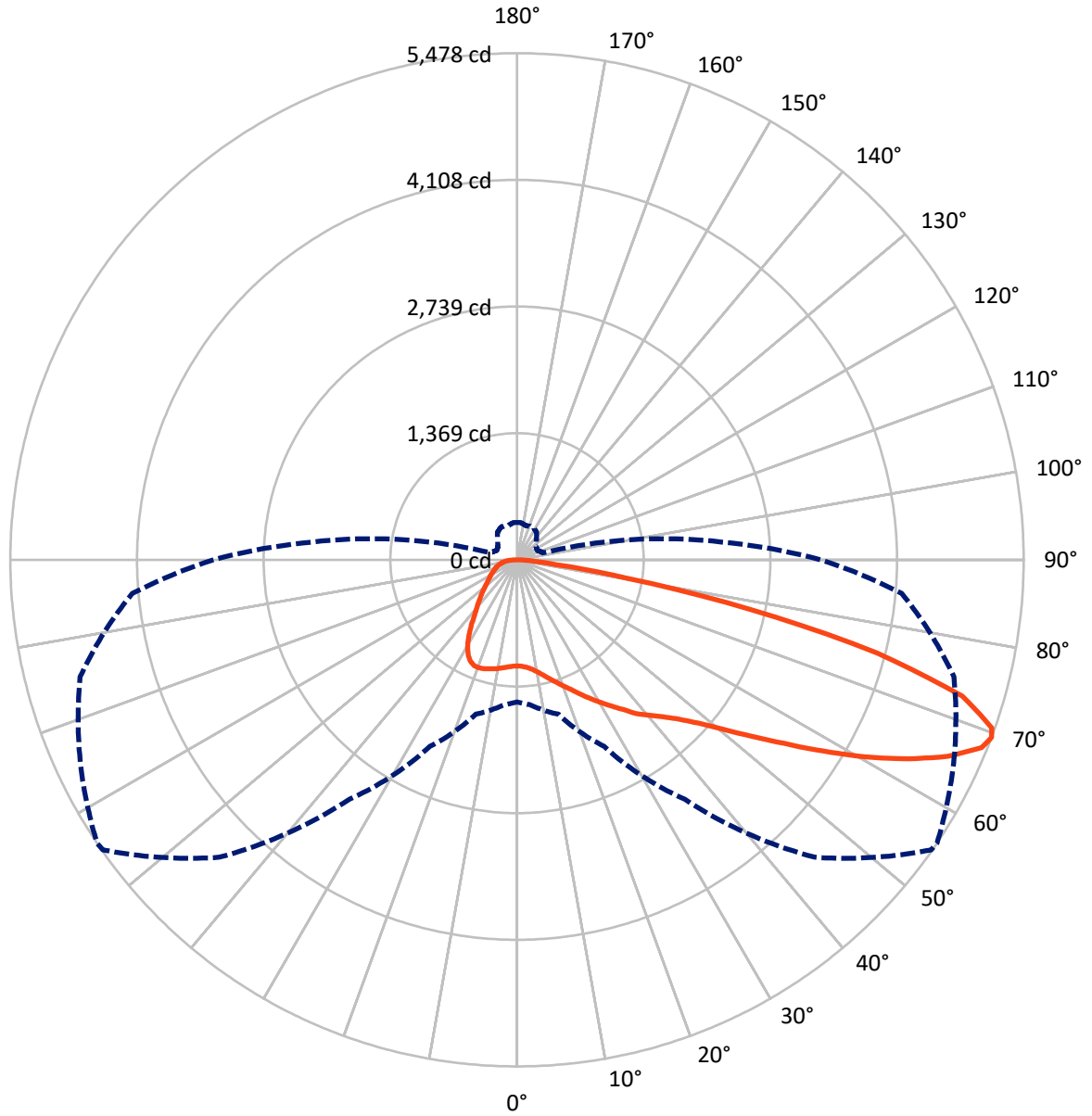
✕ Max cd
 - - - 1/2 Max cd



Based on 10 foot mounting height. Maximum calculated value = 12.5 fc
 Type III - Short - N/A

REPORT NUMBER: P386539
CATALOG NUMBER: GWC-SA2B-722-U-T3

Luminous Intensity Polar Plot



— Vertical Plane Through 56-Deg Lateral - - - Horizontal Cone Through 69-Deg Vertical



REPORT NUMBER: P386539

CATALOG NUMBER: GWC-SA2B-722-U-T3

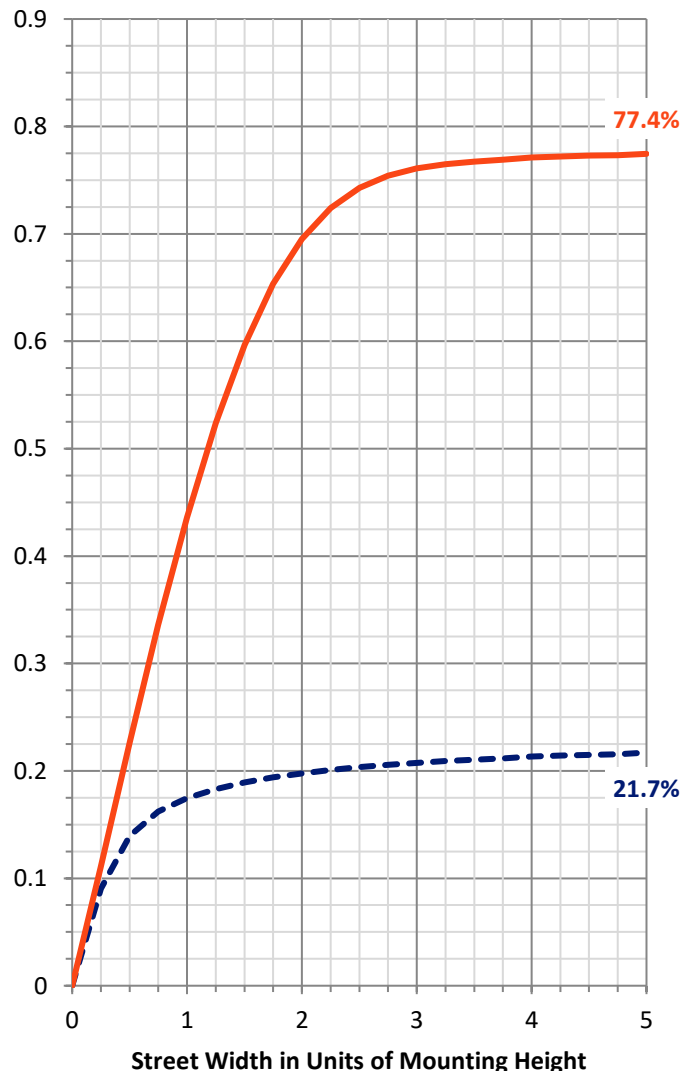
FLUX DISTRIBUTION:

		Downward	Upward	Total
House Side	Lumens	1952.8	0.0	1952.8
	% Fixture	22.3	0.0	22.3
Street Side	Lumens	6816.2	0.0	6816.2
	% Fixture	77.7	0.0	77.7
Total	Lumens	8769.0	0.0	8769.0
	% Fixture	100.0	0.0	100.0

Coefficient of Utilization

ZONAL LUMENS:

Zone	Lumens	% Fixture
0°-10°	112.6	1.3
10°-20°	362.1	4.1
20°-30°	632.0	7.2
30°-40°	907.9	10.4
40°-50°	1256.5	14.3
50°-60°	1840.9	21.0
60°-70°	2244.4	25.6
70°-80°	1240.8	14.2
80°-90°	171.9	2.0
90°-100°	0.0	0.0
100°-110°	0.0	0.0
110°-120°	0.0	0.0
120°-130°	0.0	0.0
130°-140°	0.0	0.0
140°-150°	0.0	0.0
150°-160°	0.0	0.0
160°-170°	0.0	0.0
170°-180°	0.0	0.0
0°-90°	8769.0	100.0
0°-180°	8769.0	100.0



REPORT NUMBER: P386539

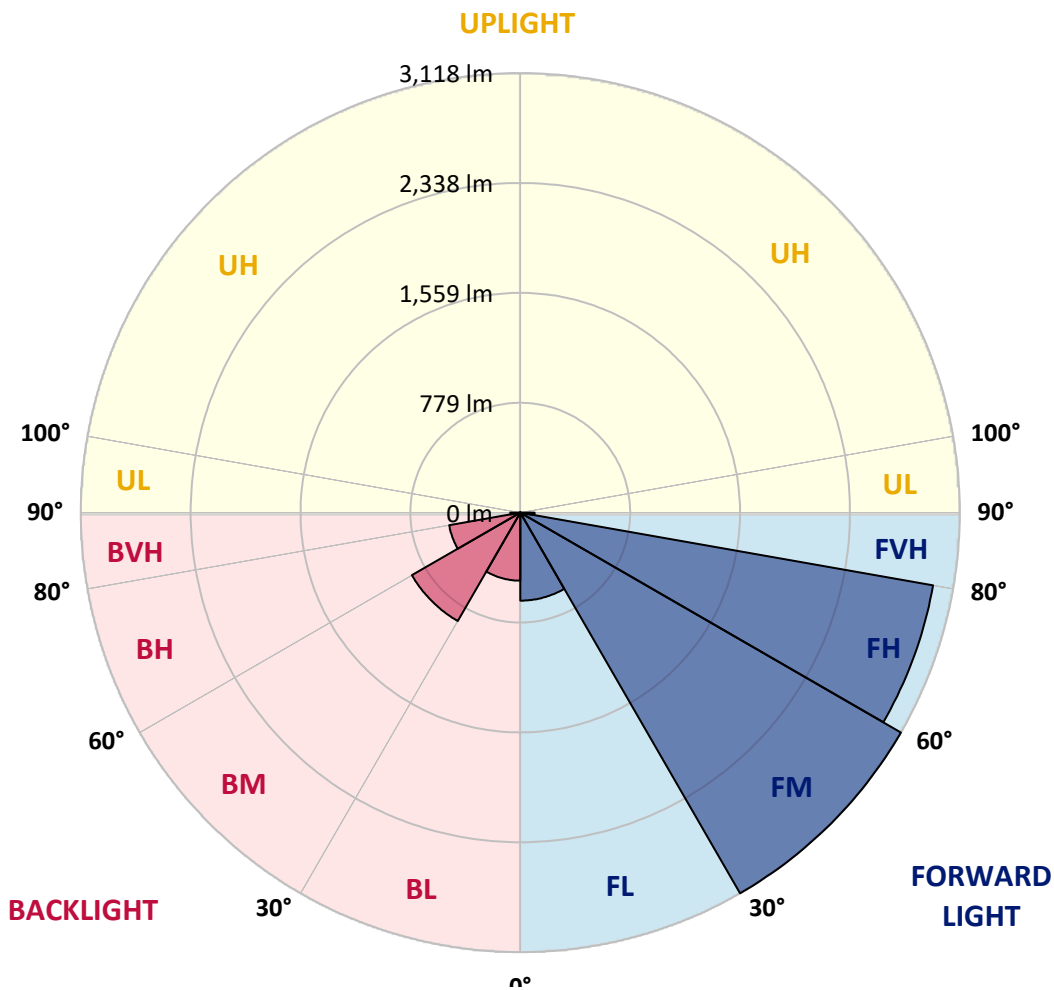
CATALOG NUMBER: GWC-SA2B-722-U-T3

LUMINAIRE CLASSIFICATION SYSTEM LUMEN TABLE AND BUG RATING:

Zone	Lumens	% Fixture	Zone Rating/Lumen Limit		
			B	U	G
FL (0°-30°)	624.1	7.1			
FM (30°-60°)	3117.7	35.6			
FH (60°-80°)	2973.1	33.9			G2/5000
FVH (80°-90°)	101.2	1.2			G2/225
BL (0°-30°)	482.6	5.5	B1/500		
BM (30°-60°)	887.5	10.1	B1/1000		
BH (60°-80°)	512.1	5.8	B2/1000		G2/1000
BVH (80°-90°)	70.6	0.8			G1/100
UL (90°-100°)	0.0	0.0		U0/0	
UH (100°-180°)	0.0	0.0		U0/0	

BUG Rating: B2-U0-G2

Type III Short





REPORT NUMBER: P386539

CATALOG NUMBER: GWC-SA2B-722-U-T3

CANDELA DISTRIBUTION (FULL):

	0°	5°	15°	25°	35°	45°	55°	56°	65°	75°	85°
0°	1146.4	1146.4	1146.4	1146.4	1146.4	1146.4	1146.4	1146.4	1146.4	1146.4	1146.4
2.5°	1153.7	1154.9	1154.0	1156.4	1153.7	1155.5	1154.0	1154.0	1153.1	1150.3	1147.3
5°	1171.8	1174.2	1172.7	1175.1	1171.8	1172.4	1169.7	1169.7	1167.0	1161.2	1155.2
7.5°	1200.2	1202.9	1201.7	1204.1	1199.6	1199.6	1196.0	1195.7	1190.2	1180.9	1173.9
10°	1234.0	1237.6	1236.4	1240.1	1236.4	1237.6	1234.0	1234.0	1226.8	1213.5	1204.7
12.5°	1283.3	1287.8	1284.5	1284.2	1282.7	1285.1	1282.1	1281.4	1274.8	1256.7	1244.6
15°	1349.1	1353.9	1347.0	1346.4	1337.9	1337.0	1337.0	1336.1	1331.9	1310.1	1290.2
17.5°	1424.9	1426.4	1420.4	1410.7	1399.9	1392.9	1392.0	1394.4	1394.4	1369.1	1337.3
20°	1499.3	1502.0	1497.1	1486.3	1472.4	1462.1	1454.8	1459.7	1459.4	1429.2	1384.2
22.5°	1580.2	1586.6	1579.3	1565.4	1549.1	1537.6	1524.9	1529.2	1529.5	1492.3	1430.1
25°	1685.0	1679.3	1674.8	1655.1	1631.9	1620.1	1608.3	1612.5	1611.3	1560.3	1477.5
27.5°	1777.8	1779.0	1772.9	1752.1	1725.2	1699.2	1698.6	1701.3	1696.8	1631.0	1522.2
30°	1885.6	1886.2	1877.8	1859.0	1829.7	1796.2	1788.3	1792.9	1783.2	1698.0	1569.3
32.5°	1992.9	1995.9	1986.5	1963.9	1940.3	1899.5	1883.8	1886.8	1862.7	1766.6	1618.0
35°	2086.8	2091.0	2088.0	2072.9	2047.2	2012.2	1993.5	1991.7	1961.7	1850.6	1682.3
37.5°	2182.6	2186.5	2183.2	2170.5	2160.2	2123.1	2113.1	2113.1	2061.1	1936.4	1764.2
40°	2281.0	2287.1	2283.2	2265.6	2256.9	2240.0	2216.1	2210.4	2154.2	2039.4	1897.7
42.5°	2372.6	2380.4	2396.1	2385.9	2368.0	2370.5	2322.4	2319.4	2278.3	2191.6	2065.4
45°	2502.5	2514.0	2540.5	2532.7	2529.1	2515.8	2458.7	2456.0	2440.2	2396.4	2273.5
47.5°	2644.2	2659.9	2707.9	2709.4	2748.4	2723.3	2645.7	2636.3	2639.9	2641.7	2527.5
50°	2774.7	2791.9	2870.7	2907.9	2999.7	3005.1	2881.0	2872.5	2886.7	2928.4	2823.6
52.5°	2878.9	2900.6	2999.1	3113.9	3271.3	3316.0	3170.7	3164.3	3174.9	3246.8	3158.3
55°	2955.3	2978.9	3086.1	3295.1	3546.5	3625.3	3504.2	3498.2	3504.8	3596.3	3522.3
57.5°	2973.1	2978.9	3134.4	3417.2	3778.8	3968.2	3912.3	3900.2	3867.6	3947.4	3924.1
60°	2889.4	2912.4	3094.6	3460.1	3958.5	4306.2	4338.9	4323.8	4232.2	4297.5	4278.7
62.5°	2719.7	2760.8	2945.6	3394.8	4028.9	4582.3	4757.2	4739.1	4581.4	4623.7	4533.7
65°	2442.4	2459.9	2654.1	3169.8	3939.5	4759.1	5130.3	5121.3	4922.8	4856.6	4580.8
67.5°	1946.3	1979.3	2144.2	2699.4	3573.7	4738.2	5418.8	5417.9	5145.7	4943.0	4413.8
69°	1537.6	1571.8	1728.8	2223.7	3162.2	4547.6	5467.1	5477.7	5208.6	4890.5	4175.1
70°	1225.9	1265.4	1373.3	1872.9	2797.0	4296.3	5427.0	5446.0	5196.5	4803.8	3954.9
72.5°	521.7	553.7	630.5	965.5	1704.7	3208.1	4962.1	5034.0	4916.4	4396.6	3268.6
75°	227.8	237.7	272.5	393.6	756.7	1746.1	3887.2	4020.2	4203.8	3716.3	2434.8
77.5°	166.8	171.0	190.0	231.1	339.5	659.5	2499.8	2577.1	3031.7	2704.3	1493.5
80°	129.0	132.0	146.8	169.8	221.7	266.7	1140.1	1206.5	1704.7	1389.0	622.0
82.5°	102.7	104.8	115.1	125.1	153.2	161.6	378.5	419.9	629.2	383.6	164.6
85°	95.5	97.9	101.5	91.2	98.2	94.9	163.7	171.3	190.0	150.7	68.9
87.5°	43.2	51.1	100.6	71.0	52.3	41.7	67.1	70.1	78.8	79.1	30.5
90°	0.0	0.0	0.0	0.0	0.0	0.0	0.0	0.0	0.0	0.0	0.0



REPORT NUMBER: P386539

CATALOG NUMBER: GWC-SA2B-722-U-T3

CANDELA DISTRIBUTION (continued):

	90°	95°	105°	115°	125°	135°	145°	155°	165°	175°	180°
0°	1146.4	1146.4	1146.4	1146.4	1146.4	1146.4	1146.4	1146.4	1146.4	1146.4	1146.4
2.5°	1149.1	1148.2	1149.7	1146.1	1150.6	1150.3	1148.8	1149.4	1152.5	1152.2	1152.5
5°	1156.1	1155.5	1157.3	1154.6	1160.0	1161.8	1162.1	1164.8	1168.2	1169.1	1169.1
7.5°	1173.6	1173.6	1174.5	1170.9	1174.5	1174.2	1172.7	1175.4	1178.7	1179.0	1178.7
10°	1203.8	1204.1	1202.6	1193.2	1190.2	1182.1	1174.5	1174.8	1179.0	1182.4	1183.3
12.5°	1241.9	1240.7	1234.0	1216.8	1204.1	1187.5	1179.6	1179.3	1183.6	1186.3	1187.2
15°	1285.4	1282.1	1264.8	1236.7	1214.4	1198.1	1185.4	1182.4	1179.9	1176.9	1177.2
17.5°	1326.5	1318.9	1290.2	1251.2	1227.7	1205.9	1181.5	1161.8	1148.2	1140.4	1138.0
20°	1368.1	1353.3	1312.0	1264.8	1234.9	1195.4	1148.2	1108.4	1083.6	1072.1	1070.0
22.5°	1406.2	1382.3	1332.2	1279.0	1229.2	1159.7	1085.7	1027.7	993.3	977.9	979.1
25°	1443.4	1410.1	1353.3	1289.0	1200.2	1096.9	998.7	927.4	887.5	870.3	869.7
27.5°	1476.0	1438.2	1376.3	1280.8	1146.1	1007.5	895.7	826.2	793.0	778.2	775.8
30°	1513.4	1473.6	1406.8	1249.7	1067.0	904.1	795.1	746.2	722.6	707.8	705.1
32.5°	1559.1	1521.6	1431.9	1193.2	965.8	796.3	716.5	682.4	661.0	644.3	641.3
35°	1625.5	1585.0	1438.2	1112.3	854.6	711.1	658.8	623.8	594.8	573.4	571.2
37.5°	1708.9	1664.5	1423.7	1007.5	746.8	655.8	610.8	567.6	529.9	499.6	494.8
40°	1829.1	1762.1	1383.6	886.6	667.3	613.2	564.0	514.8	467.9	432.6	425.6
42.5°	1973.5	1876.6	1321.9	766.4	609.0	570.0	517.5	456.5	411.7	386.7	383.0
45°	2157.2	1995.6	1236.4	661.3	551.6	526.8	467.3	411.1	383.3	364.9	361.9
47.5°	2366.8	2129.1	1146.7	575.8	503.0	486.4	427.1	390.9	368.8	354.3	351.6
50°	2624.5	2279.8	1051.6	505.7	454.0	437.7	408.1	379.7	362.2	351.0	348.3
52.5°	2915.1	2449.9	983.0	450.4	413.6	401.8	398.1	373.7	359.5	351.0	348.3
55°	3228.1	2623.0	909.0	403.9	378.5	381.8	391.5	374.3	364.6	354.3	350.4
57.5°	3541.3	2801.8	826.5	364.6	350.7	367.0	387.0	375.5	367.3	357.4	353.7
60°	3789.1	2915.1	698.7	331.7	328.7	350.7	376.1	366.4	355.9	356.2	355.6
62.5°	3904.8	2909.1	557.6	302.4	306.6	328.7	358.6	352.2	343.5	355.3	356.2
65°	3839.8	2764.1	434.1	275.8	283.1	305.7	340.5	345.3	348.3	371.0	374.0
67.5°	3567.3	2481.9	336.2	252.5	261.6	290.0	342.3	376.1	380.0	403.9	403.6
69°	3285.5	2217.3	292.1	240.5	251.0	293.9	365.8	395.7	380.9	406.3	402.7
70°	3049.3	2008.0	268.6	232.3	246.2	300.9	381.5	395.4	376.4	398.1	392.1
72.5°	2348.4	1444.6	227.8	217.2	229.9	287.9	386.1	386.7	365.8	370.1	359.8
75°	1610.7	912.9	198.8	196.7	205.1	259.5	371.6	369.5	338.3	332.3	323.8
77.5°	888.1	463.7	168.9	177.0	182.8	229.9	337.7	334.7	309.0	296.3	293.3
80°	342.6	203.0	142.6	157.4	161.0	199.1	296.0	293.3	271.9	255.6	251.0
82.5°	129.3	106.3	117.8	136.2	135.0	164.3	250.7	249.2	228.4	204.5	197.3
85°	59.8	63.7	93.3	112.4	103.6	121.7	200.6	203.3	177.9	149.5	149.5
87.5°	25.4	35.6	66.2	84.9	69.8	82.2	147.1	140.5	129.0	89.4	84.0
90°	0.0	0.0	0.0	0.0	0.0	0.0	0.0	0.0	0.0	0.0	0.0

Signify Classified - Internal
Cooper Lighting Solutions Photometric Lab
1121 Highway 74 South
Peachtree City, GA 30269

Scaled Data Report



Report Generated By 670245982

Signify Classified - Internal
Cooper Lighting Solutions Photometric Lab
1121 Highway 74 South
Peachtree City, GA 30269

Scaled Data Report



Signify Classified - Internal
Cooper Lighting Solutions Photometric Lab
1121 Highway 74 South
Peachtree City, GA 30269

Scaled Data Report



Signify Classified - Internal
Cooper Lighting Solutions Photometric Lab
1121 Highway 74 South
Peachtree City, GA 30269

Scaled Data Report



Signify Classified - Internal
Cooper Lighting Solutions Photometric Lab
1121 Highway 74 South
Peachtree City, GA 30269

Scaled Data Report



--- HS — SS

Signify Classified - Internal
Cooper Lighting Solutions Photometric Lab
1121 Highway 74 South
Peachtree City, GA 30269

Scaled Data Report



u

Signify Classified - Internal
Cooper Lighting Solutions Photometric Lab
1121 Highway 74 South
Peachtree City, GA 30269

Scaled Data Report



Signify Classified - Internal
Cooper Lighting Solutions Photometric Lab
1121 Highway 74 South
Peachtree City, GA 30269

Scaled Data Report



(END OF REPORT)